



Brick / Stone



INSPIRATION

BRICK | STONE



www.cerrad.com



Everlasting beauty

Although design and architectural trends are subject to constant change, two things will remain unchanged: emotional attachment to the past and classic elegance. They bring timeless character and charm to every arrangement, now in a modern and fresh way. We invite you to the world of tiles inspired by the natural beauty of stone and exceptional atmosphere of handmade brick.

Timeless style, original design and attention to every detail – our collections will complement a modern facade or original terrace and enliven the interior space of your dream house. Diverse and unique character of every arrangement enables you to create according to your imagination.

We are proud to present our projects where classical beauty and modern design are combined.






TABLE OF CONTENTS

BRICK


6	Piatto
18	Foggia
24	Loft Brick
30	Retro Brick
36	Cottage
42	Rott
46	Burgundy
50	Brown
54	Gobi
58	Country Cherry
62	Alaska / Dakota
64	Nevada / Montana / Colorado
66	Grey
68	Cream
70	Sand
72	Nero
74	Cherry
76	Honey
78	Brown
80	Graphite

STONE

82	Kallio
88	Aragon
94	Canella
98	Nigella
102	Zebrina
108	Autumn Leaf / Atacama
112	Kalahari
116	Dark Gobi
118	Steel
120	Mocca
122	Cream
124	Ecru
126	Cappuccino
128	Coral / Rhodonite
130	Agate / Nephrite
132	Onyx / Zircon
134	Pyrite / Tourmaline
136	Aragonite / Topaz
138	Jasper / Limonite

140	Technical instructions
142	Tile description
142	Tables

30 x 32
 30 x 30
 7,4 x 30



Synonym of beauty


PIATTO

As a result of the wide range of Piatto colours it is possible to combine this collection with every architectural style. This collection will change the facade into the most important element of the house and enliven interiors and terraces by giving them a touch of modern charm and creating a fabulous atmosphere.

 - Facade tile
  - Floor tile
  - Frost resistance
  - Clinker



FLOOR
 PIATTO RED 30x30



FLOOR
PIATTO ANTHRACITE GREY 30x30



FLOOR
PIATTO ANTHRACITE GREY 30x30



WALL
PIATTO HONEY 7,4x30



WALL
PIATTO HONEY 7,4x30




WALL
PIATTO TERRA 7,4x30




WALL
PIATTO TERRA 7,4x30



WALL
PIATTO GREY 7,4x30




Piatto red facade tile
11344 7,4x30 cm



Piatto honey facade tile
11320 7,4x30 cm



Piatto red
universal tile
10293 30x30 cm



Piatto honey
universal tile
10231 30x30 cm



Piatto red
step tread tile
10453 30x30 cm



Piatto red
corner step tread tile
17566 30x30 cm



Piatto honey
step tread tile
10392 30x30 cm



Piatto honey
corner step tread tile
18709 30x30 cm



Piatto red
V-shape step tread
06842 30x32/5 cm



Piatto honey
V-shape step tread
06781 30x32/5 cm



Scan for more

Packaging

Dimensions [cm]	30x32/5x0,9	30x30x0,9	30x30x0,9 (Step tread)	7,4x30x0,9
Pieces in the box	4	8	8	22
m ² in the box	-	0,72	-	0,48
Box weight [kg]	12	15,28	17,6	9,8




Piatto sand facade tile
11306 7,4x30 cm




Piatto anthracite grey facade tile
11405 7,4x30 cm




Piatto grey facade tile
11368 7,4x30 cm



Piatto terra facade tile
11382 7,4x30 cm




Piatto sand universal tile
10255 30x30 cm



Piatto anthracite grey universal tile
10279 30x30 cm




Piatto grey universal tile
10194 30x30 cm




Piatto terra universal tile
10217 30x30 cm




Piatto sand step tread tile
10439 30x30 cm



Piatto sand corner step tread tile
18730 30x30 cm



Piatto anthracite grey step tread tile
10477 30x30 cm



Piatto anthracite grey corner step tread tile
15593 30x30 cm



Piatto grey step tread tile
10415 30x30 cm



Piatto grey corner step tread tile
18631 30x30 cm



Piatto terra step tread tile
17702 30x30 cm



Piatto terra corner step tread tile
18686 30x30 cm



Piatto sand V-shape step tread
06828 30x32/5 cm



Piatto anthracite grey V-shape step tread
06866 30x32/5 cm



Piatto grey V-shape step tread
06804 30x32/5 cm



Piatto terra V-shape step tread
06767 30x32/5 cm




Scan for more

Packaging

Dimensions [cm]	30x32/5x0,9	30x30x0,9	30x30x0,9 (step tread)	7,4x30x0,9
Pieces in the box	4	8	8	22
m ² in the box	-	0,72	0,72	0,48
Box weight [kg]	12	15,28	17,6	9,8

6,5 x 24,5



Monochromatic elegance

FOGGIA

The Foggia collection presents the industrial version of elegance. The tiles, available in black, white and universal grey, enchant everyone with their satin finish and irregular edges.

- Facade tile - Frost resistance - Clinker



WALL
FOGGIA WHITE 6,5x24,5





WALL
FOGGIA BLACK 6,5x24,5



Foggia white facade tile
11900

6,5x24,5 cm



Foggia grey facade tile
11924

6,5x24,5 cm



Foggia black facade tile
11917

6,5x24,5 cm



Dimensions [cm]	6,5x24,5x0,8
Pieces in the box	38
m ² in the box	0,6
Box weight [kg]	10,5

- Tile thickness

- Textured surface

6,5 x 24,5



Detail with history

LOFT BRICK

This collection of wall tiles was created for loft and industrial interiors.

With a delightful pattern of old brick combined with a variety of colours inspired by oriental spices, the collection will also work perfectly in facades.

 - Facade tile
  - Frost resistance
  - Clinker





WALL
LOFT BRICK CHILI 6,5x24,5



WALL
LOFT BRICK MASALA 6,5x24,5



WALL
LOFT BRICK PEPPER 6,5x24,5



Loft Brick curry facade tile
12112 6,5x24,5 cm



Loft Brick masala facade tile
12082 6,5x24,5 cm



Loft Brick salt facade tile
12075 6,5x24,5 cm



Loft Brick chili facade tile
12105 6,5x24,5 cm



Loft Brick pepper facade tile
12099 6,5x24,5 cm



Loft Brick cardamom facade tile
12129 6,5x24,5 cm



Scan for more

Packaging

Dimensions [cm]	6,5x24,5x0,8
Pieces in the box	38
m ² in the box	0,6
Box weight [kg]	10,5

✂ - Tile thickness

🔲 - Textured surface

🔲⁵⁶ - Number of graphic patterns

6,5 x 24,5



Sophisticated design

RETRO BRICK

The Retro Brick collection indulges us with subtle colours and lovely tonal transitions. The original combination of old brick and warm tints will result in a unique and sophisticated design.

 - Facade tile  - Frost resistance  - Clinker







WALL
RETRO BRICK MASALA 6,5x24,5



Retro Brick curry facade tile
11979 6,5x24,5 cm



Retro Brick masala facade tile
11948 6,5x24,5 cm



Retro Brick salt facade Tile
11931 6,5x24,5 cm



Retro Brick chili facade tile
11962 6,5x24,5 cm



Retro Brick pepper facade tile
11955 6,5x24,5 cm



Retro Brick cardamom facade tile
11986 6,5x24,5 cm



Scan for more

Packaging

Dimensions [cm]	6,5x24,5x0,8
Pieces in the box	38
m ² in the box	0,6
Box weight [kg]	10,5

✂ - Tile thickness

■ - Textured surface

✂⁵⁶ - Number of graphic patterns

30 x 32
30 x 30






Non-urban allure

COTTAGE

The Cottage collection has been designed to make the most effective use of your garden space. Square floor elements will perfectly complement the design of an enchanting terrace with stairs that lead directly to the garden.




 - Floor tile  - Frost resistance  - Clinker



FLOOR
COTTAGE MASALA 30x30




FLOOR
COTTAGE CHILI 30x30



Cottage masala
universal tile
12433




Cottage masala
step tread tile
11252



Cottage masala
corner step tread tile
12662




Cottage masala
V-shape step tread
00668



Cottage chili
universal tile
12457



Cottage chili
step tread tile
11214



Cottage chili
corner step tread tile
12556




Cottage chili
V-shape step tread
00682



Cottage salt
universal tile
12426




Cottage salt
step tread tile
11290



Cottage salt
corner step tread tile
12822




Cottage salt
V-shape step tread
00651



Cottage cardamom
universal tile
12471




Cottage cardamom
step tread tile
11191



Cottage cardamom
corner step tread tile
12402




Cottage cardamom
V-shape step tread
00705



Cottage curry
universal tile
12464



Cottage curry
step tread tile
11238



Cottage curry
corner step tread tile
12570




Cottage curry
V-shape step tread
00699



Cottage pepper
universal tile
12440



Cottage pepper
step tread tile
11276



Cottage pepper
corner step tread tile
12686



Cottage pepper
V-shape step tread
00675



Scan for more

Packaging

Dimensions [cm]	30×30×0,9	30×30×0,9 (step tread)	30×32/5×0,9
Pieces in the box	8	8	4
m ² in the box	0,72	0,72	0,384
Box weight [kg]	15,28	17,6	12

30 x 32
30 x 30
14,8 x 35
14,8 x 30
13,5 x 24,5
10 x 20
6,5 x 24,5

ROTT





Rott smooth facade tile
19515 6,5x24,5 cm



Rott rustic facade tile
19522 6,5x24,5 cm



Rott V-shape step tread
00514 30x32/5 cm



Rott smooth shaded facade tile
19546 6,5x24,5 cm



Rott rustic shaded facade tile
19539 6,5x24,5 cm




15241
Rott floor tile 30x30 cm




16538 14,8x30 cm




Rott universal rustic tile
15425 30x30 cm



Rott window sill tile variants:
14,8x35 cm (14992), 14,8x30 cm (11793), 13,5x24,5 cm (11809), 10x20 cm (11892)



15616
Rott step tread tile 30x30 cm



15814
Rott corner step tread tile 30x30 cm

Scan for more



Packaging

Dimensions [cm]	30 x 32/5 x 1,1	30x30x0,9	30x30x1,1	14,8 x 30 x 1,1	30x30x1,1 (step tread)	14,8 x 35 x 1,3	14,8 x 30 x 1,3	13,5 x 24,5 x 1,3	10 x 20 x 1,3	6,5 x 24,5 x 0,65	6,5 x 24,5 x 0,65 (rustic)
Pieces in the box	4	8	8	10	8	11	11	20	25	32	32
m ² in the box	-	0,72	0,72	0,44	0,72	0,57	0,71	0,66	0,5	0,5	0,5
Box weight [kg]	12	14,2	17,6	17,9	17,6	16,5	15,3	20,7	15,7	7,46	7,26

30 x 32
30 x 30
14,8 x 35
14,8 x 30
13,5 x 24,5
10 x 20
6,5 x 24,5

BURGUNDY





Burgundy smooth facade tile
19553 6,5x24,5 cm



Burgundy rustic facade tile
19577 6,5x24,5 cm




Burgundy V-shape step tread
00637 30x32/5 cm



Burgundy smooth shaded facade tile
19560 6,5x24,5 cm




Burgundy rustic shaded facade tile
19584 6,5x24,5 cm




Burgundy floor tile
15258 30x30 cm




16545 14,8x30 cm



Burgundy universal rustic tile
15432 30x30 cm



Burgundy window sill tile
17108 14,8x35 cm
14039 14,8x30 cm
14015 13,5x24,5 cm
14022 10x20 cm



Burgundy step tread tile
15623 30x30 cm



Burgundy corner step tread tile
15821 30x30 cm

Scan for more



Packaging

Dimensions [cm]	30 x 32/5 x 1,1	30 x 30 x 0,9	30 x 30 x 1,1	14,8 x 30 x 1,1	30 x 30 x 1,1 (step tread)	14,8 x 35 x 1,3	14,8 x 30 x 1,3	13,5 x 24,5 x 1,3	10 x 20 x 1,3	6,5 x 24,5 x 0,65	6,5 x 24,5 x 0,65 (rustic)
Pieces in the box	4	8	8	10	8	11	11	20	25	32	32
m ² in the box	-	0,72	0,72	0,44	0,72	0,57	0,71	0,66	0,5	0,5	0,5
Box weight [kg]	12	14,2	17,6	17,9	17,6	16,5	15,3	20,7	15,7	7,46	7,26

☞ - Tile thickness ☞ - Textured surface ☞_{R10} - Non-slip qualities ☞ - Abrasion class

30 x 30
14,8 x 35
14,8 x 30
13,5 x 24,5
10 x 20
6,5 x 24,5

BROWN






FLOOR
BROWN 30x30




Brown smooth facade tile
19683 6,5x24,5 cm



Brown universal rustic tile
15487 30x30 cm



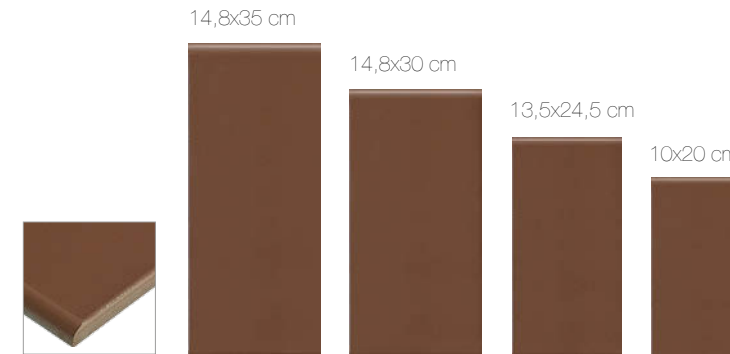
Brown rustic facade tile
19690 6,5x24,5 cm



Brown floor tile
15302 30x30 cm




16576 14,8x30 cm



Brown window sill tile
17580 14,8x35 cm
10437 14,8x30 cm
12011 13,5x24,5 cm
11977 10x20 cm



Brown step tread tile
15678 30x30 cm



Brown corner step tread tile
15876 30x30 cm



Scan for more

Packaging

Dimensions [cm]	30x30x0,9	30x30x1,1	14,8x30x1,1	30x30x1,1 (step tread)	14,8x35x1,3	14,8x30x1,3	13,5x24,5x1,3	10x20x1,3	6,5x24,5x0,65	6,5x24,5x0,65 (rustical)
Pieces in the box	8	8	10	8	11	11	20	25	32	32
m ² in the box	0,72	0,72	0,44	0,72	0,57	0,71	0,66	0,5	0,5	0,5
Box weight [kg]	14,2	17,6	17,9	17,6	16,5	15,3	20,7	15,7	7,46	7,26

30 x 32
30 x 30
14,8 x 30
6,5 x 24,5

GOBI






FLOOR
GOBI 30x30




Gobi rustic facade tile
19768 6,5x24,5 cm




Gobi universal rustic tile
15456 30x30 cm



15647
Gobi step tread tile 30x30 cm



15845
Gobi corner step tread tile 30x30 cm



15272
Gobi floor tile 30x30 cm



13636 14,8x30 cm



Gobi V-shape step tread
00676 30x32/5 cm

Scan for more



Packaging

Dimensions [cm]	30 x 32/5 x 1,1	30 x 30 x 0,9	30 x 30 x 1,1	14,8 x 30 x 1,1	30 x 30 x 1,1 (step tread)	6,5 x 24,5 x 0,65 (rustical)
Pieces in the box	4	8	8	10	8	32
m ² in the box	-	0,72	0,72	0,44	0,72	0,5
Box weight [kg]	12	14,2	17,6	17,9	17,6	7,26

Tile thickness

Textured surface

R10 - Non-slip qualities

Abrasion class

30 x 32
30 x 30
14,8 x 30
6,5 x 24,5

COUNTRY CHERRY





WALL
COUNTRY CHERRY 6,5x24,5




Country cherry smooth facade tile
19805 6,5x24,5 cm



Country cherry universal rustic tile
15500 30x30 cm




Country cherry rustic facade tile
19782 6,5x24,5 cm



15326 30x30 cm

Country cherry floor tile



16613 14,8x30 cm



Country cherry V-shape step tread
00690 30x32/5 cm



15708 30x30 cm

Country cherry step tread tile



15906 30x30 cm

Country cherry corner step tread tile



Packaging

Dimensions [cm]	30 x 32/5	30x30x09	30x30x1,1	14,8 x 30 x 1,1	30x30x1,1 (step tread)	6,5x24,5x0,65	6,5x24,5x0,65 (rustic)
Pieces in the box	4	8	8	10	8	32	32
m ² in the box	-	0,72	0,72	0,44	0,72	0,5	0,5
Box weight [kg]	12	14,2	17,6	17,9	17,6	7,46	7,26

ALASKA



Scan for more

Packaging

Dimensions [cm]	6,5×24,5×0,65 (rustic)
Pieces in the box	32
m ² in the box	0,5
Box weight [kg]	6,80



0,65

Alaska rustic facade tile
19652 6,5×24,5 cm



WALL
ALASKA 6,5x24,5

DAKOTA



Scan for more

Packaging

Dimensions [cm]	6,5×24,5×0,65 (rustic)
Pieces in the box	32
m ² in the box	0,5
Box weight [kg]	6,80



0,65

Dakota rustic facade tile
19607 6,5×24,5 cm



WALL
DAKOTA 6,5x24,5

🏠 - Facade tile ❄️ - Frost resistance 🏗️ - Clinker 🏞️ - Textured surface 📏 - Tile thickness

NEVADA



Scan for more

Packaging

Dimensions [cm]	6,5×24,5×0,65 (rustic)
Pieces in the box	32
m ² in the box	0,5
Box weight [kg]	6,80



0,65

Nevada rustic facade tile 19621 6,5×24,5 cm


MONTANA



Scan for more

Packaging

Dimensions [cm]	6,5×24,5×0,65 (rustic)
Pieces in the box	32
m ² in the box	0,5
Box weight [kg]	6,80



0,65

Montana rustic facade tile 19638 6,5×24,5 cm

COLORADO



Scan for more

Packaging

Dimensions [cm]	6,5×24,5×0,65 (rustic)
Pieces in the box	32
m ² in the box	0,5
Box weight [kg]	6,80



0,65

Colorado rustic facade tile 19614 6,5×24,5 cm



WALL NEVADA 6,5x24,5



WALL COLORADO 6,5x24,5

🏠 - Facade tile ❄️ - Frost resistance 🏗️ - Clinker 🏞️ - Textured surface 📏 - Tile thickness

6,5 x 24,5

GREY



0,65





Grey smooth facade tile 6,5x24,5 cm
11788

Scan for more



Packaging


Dimensions [cm]	6,5x24,5 x 0,65
Pieces in the box	32
m ² in the box	0,5
Box weight [kg]	7,89

 - Facade tile
  - Frost resistance
  - Clinker
  - Tile thickness



6,5 x 24,5

CREAM



0,65

Cream smooth facade tile
19720

6,5x24,5 cm



0,65

Cream rustic facade tile
19737

6,5x24,5 cm

Scan for more

**Packaging**

	6,5x24,5x0,65	6,5x24,5x0,65 (rustic)
Dimensions [cm]	6,5x24,5x0,65	6,5x24,5x0,65 (rustic)
Pieces in the box	32	32
m ² in the box	0,5	0,5
Box weight [kg]	7,30	6,80

- Facade tile
 - Frost resistance
 - Clinker
 - Textured surface
 - Tile thickness



6,5 x 24,5

SAND



0,65

Sand smooth facade tile
19669 6,5x24,5 cm



0,65

Sand rustic facade tile
19676 6,5x24,5 cm

Scan for more



Packaging

	6,5x24,5x0,65	6,5x24,5x0,65 (rustic)
Dimensions [cm]	6,5x24,5x0,65	6,5x24,5x0,65 (rustic)
Pieces in the box	32	32
m ² in the box	0,5	0,5
Box weight [kg]	7,30	6,80

- Facade tile
 - Frost resistance
 - Clinker
 - Textured surface
 - Tile thickness




14,8 x 35
 14,8 x 30
 13,5 x 24,5
 10 x 20
 6,5 x 24,5

NERO



Nero glazed facade tile
 19706 6,5x24,5 cm



Scan for more



Packaging

Dimensions [cm]	14,8 x 35 x 1,3	14,8 x 30 x 1,3	13,5 x 24,5 x 1,3	10 x 20 x 1,3	6,5 x 24,5 x 0,65
Pieces in the box	11	11	20	25	32
m ² in the box	0,57	0,49	0,66	0,5	0,5
Box weight [kg]	16,5	15,3	20,7	15,7	7,30

- Facade tile
 - Frost resistance
 - Clinker
 - Tile thickness




14,8 x 35
 14,8 x 30
 13,5 x 24,5
 10 x 20
 6,5 x 24,5

CHERRY



Cherry glazed facade tile
 19829 6,5x24,5 cm



Cherry glazed window sill tile

Scan for more



Packaging

Dimensions [cm]	14,8 x 35 x 1,3	14,8 x 30 x 1,3	13,5 x 24,5 x 1,3	10 x 20 x 1,3	6,5 x 24,5 x 0,65
Pieces in the box	11	11	20	25	32
m ² in the box	0,57	0,49	0,66	0,5	0,5
Box weight [kg]	16,5	15,3	20,7	15,7	7,30

- Facade tile
 - Frost resistance
 - Clinker
 - Tile thickness




14,8 x 35
 14,8 x 30
 13,5 x 24,5
 10 x 20
 6,5 x 24,5

HONEY



Honey glazed facade tile
 19850 6,5x24,5 cm



Scan for more



Packaging

Dimensions [cm]	14,8 x 35 x 1,3	14,8 x 30 x 1,3	13,5 x 24,5 x 1,3	10 x 20 x 1,3	6,5 x 24,5 x 0,65
Pieces in the box	11	11	20	25	32
m ² in the box	0,57	0,49	0,66	0,5	0,5
Box weight [kg]	16,5	15,3	20,7	15,7	7,30

🏠 - Facade tile ❄️ - Frost resistance ⚙️ - Clinker 📏 - Tile thickness




14,8 x 35
 14,8 x 30
 13,5 x 24,5
 10 x 20
 6,5 x 24,5

BROWN



Brown glazed facade tile
 19836 6,5x24,5 cm



Brown glazed window sill tile

Scan for more



Packaging

Dimensions [cm]	14,8 x 35 x 1,3	14,8 x 30 x 1,3	13,5 x 24,5 x 1,3	10 x 20 x 1,3	6,5 x 24,5 x 0,65
Pieces in the box	11	11	20	25	32
m ² in the box	0,57	0,49	0,66	0,5	0,5
Box weight [kg]	16,5	15,3	20,7	15,7	7,30

🏠 - Facade tile ❄️ - Frost resistance 🔨 - Clinker 📏 - Tile thickness




14,8 x 30
 13,5 x 24,5
 10 x 20
 6,5 x 24,5

GRAPHITE



Graphite glazed facade tile
 19867 6,5x24,5 cm



Graphite glazed window sill tile

Scan for more



Packaging

Dimensions [cm]	14,8 x 30 x 1,3	13,5 x 24,5 x 1,3	10 x 20 x 1,3	6,5 x 24,5 x 0,65
Pieces in the box	11	20	25	32
m ² in the box	0,57	0,66	0,5	0,5
Box weight [kg]	15,3	20,7	15,7	7,30

- Facade tile - Frost resistance - Clinker - Tile thickness



15 x 45



Spectacular colours

KALLIO

The Kallio collection responds to the needs of modern architecture. It attracts attention with its cut stone pattern and original colours. It will be ideal for living rooms but can also be used successfully in facades.

 - Facade tile  - Frost resistance  - Clinker






WALL
KALLIO CREAM 15x45



WALL
KALLIO RUST 15x45



WALL
KALLIO TERRA 15x45



Scan for more

Packaging	
Dimensions [cm]	15x45x0,9
Pieces in the box	9
m ² in the box	0,6
Box weight [kg]	10,8

15 x 45



Mediterranean vibes

ARAGON

Aragon collection was inspired by a Mediterranean style. When used in facades, it will captivate everyone with light and subtle colours, matt finishing and distinct natural texture.

👉 - Facade tile ❄️ - Frost resistance ⚙️ - Clinker







Aragon sand facade stone 15x45 cm
18846



Aragon marengo facade stone 15x45 cm
18877



Aragon savanna facade stone 15x45 cm
18863



Aragon brick* facade stone 15x45 cm
18822



Aragon beige facade stone 15x45 cm
18860



Aragon desert* facade stone 15x45 cm
18808



Aragon forest facade stone 15x45 cm
18839



Aragon natura* facade stone 15x45 cm
18815

* This product is only available on export markets.



Scan for more

Packaging

Dimensions [cm]	15x45x0,9
Pieces in the box	9
m ² in the box	0,6
Box weight [kg]	10,8

30 x 49





Wonderful detail

CANELLA

The Canella collection enchants us with its mixture of subtle colours. It will enliven the texture of any wall or facade and will fit perfectly into modern architecture as well as traditional style homes.

 - Facade tile  - Frost resistance  - Clinker





Scan for more

Packaging	
Dimensions [cm]	30x49x1
Pieces in the box	6
m ² in the box	0,88
Box weight [kg]	18

※ - Tile thickness ✎ - Textured surface ✎ - Number of graphic patterns

30 x 49



Southern charm

NIGELLA

Nigella is a proposal for fans of stone facades, particularly widespread in southern Europe. The irregular shape of the tiles and their natural colours, inspired by the soil, will enable the creation of unique designs, both for facades and interiors.

 - Facade tile  - Frost resistance  - Clinker





WALL
NIGELLA DARK 30x49



Nigella desert facade stone 30x49 cm
16873



Nigella terra facade stone 30x49 cm
16866



Nigella nature facade stone 30x49 cm
16880



Nigella dark facade stone 30x49 cm
16859



Scan for more

Packaging

Dimensions [cm]	30x49x1
Pieces in the box	6
m ² in the box	0,88
Box weight [kg]	18

17,5 x 60



Natural mosaic

ZEBRINA

The Zebrina collection has been created with a view to create a daring design. Contrasting colour combinations combined with structural surface will enliven living room spaces, kitchen arrangements and terrace zones.





WALL
ZEBRINA MARENGO 17,5x60



WALL
ZEBRINA MARENGO 17,5x60



WALL
ZEBRINA WOOD 17,5x60



Zebrina marengo facade stone 17,5x60 cm
16637



Zebrina pastel facade stone 17,5x60 cm
16644



Zebrina forest facade stone 17,5x60 cm
16614



Zebrina wood facade stone 17,5x60 cm
16491



Zebrina beige facade stone 17,5x60 cm
16682



Zebrina rust facade stone 17,5x60 cm
16507



Scan for more

Packaging

Dimensions [cm]	17,5x60x0,9
Pieces in the box	8
m ² in the box	0,84
Box weight [kg]	16,7

✂ - Tile thickness

▒ - Textured surface

✂ - Number of graphic patterns

30 x 32
30 x 30
14,8 x 30
7,4 x 30
6,5 x 24,5

AUTUMN LEAF & ATACAMA





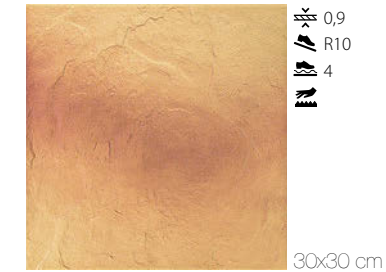
Autumn leaf CER 3 BIS facade stone 7,4x30 cm 17740



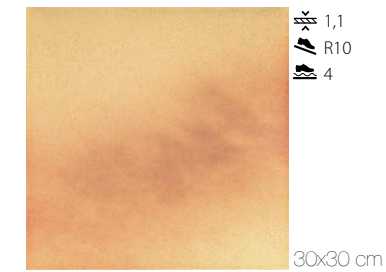
Autumn leaf CER 3 facade stone 14,8x30 cm 17252



Atacama rustic facade tile 6,5x24,5 cm 19751



Autumn leaf universal rustic tile 30x30 cm 15470



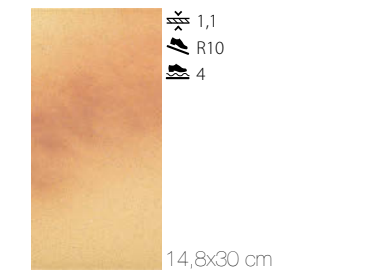
Autumn leaf floor tile 30x30 cm 15296



Autumn leaf step tread tile 30x30 cm 15654



Autumn leaf V-shape step tread 30x32/5 cm 00538



Autumn leaf corner step tread tile 30x30 cm 15852



Packaging

Dimensions [cm]	30 x 32/5 x 1,1	30x30x0,9	30x30x1,1	14,8 x 30 x 1,1	14,8 x 30 x 0,9	30x30x1,1 (step tread)	7,4x30x0,9 (rustic)	6,5x24,5x0,65 (rustic)
Pieces in the box	4	8	8	10	12	8	22	32
m ² in the box	-	0,72	0,72	0,44	0,53	0,72	0,48	0,5
Box weight [kg]	12	14,3	17,9	17,7	8,9	17,6	8,20	7,26

- Tile thickness
 - Textured surface
 - Non-slip qualities
 - Abrasion class

30 x 30
14,8 x 30
7,4 x 30
6,5 x 24,5

KALAHARI





WALL
KALAHARI 6,5x24,5




Kalahari CER 4 BIS facade stone
17757 7,4x30 cm




Kalahari universal rustic tile
15463 30x30 cm



Kalahari CER 4 facade stone
17269 14,8x30 cm




15289
Kalahari floor tile 30x30 cm




16590 14,8x30 cm



Kalahari rustic facade tile
19775 6,5x24,5 cm



15661
Kalahari step tread tile 30x30 cm



15869
Kalahari corner step tread tile 30x30 cm



Scan for more

Packaging

Dimensions [cm]	30x30x0,9	30x30x1,1	14,8x30x1,1	14,8x30x0,9	30x30x1,1 (step tread)	7,4x30x0,9 (rustic)	6,5x24,5x0,65 (rustic)
Pieces in the box	8	8	10	12	8	22	32
m ² in the box	0,72	0,72	0,44	0,53	0,72	0,48	0,5
Box weight [kg]	14,3	17,9	17,7	8,9	17,6	8,2	7,26

☞ - Tile thickness ☞ - Textured surface ☞ R10 - Non-slip qualities ☞ - Abrasion class

14,8 x 30
7,4 x 30

DARK GOBI



Dark Gobi CER 5 facade stone 14,8x30 cm
17276



Dark Gobi CER 5 BIS facade stone 7,4x30 cm
17764

Scan for more



Packaging

Dimensions [cm]	14,8x30x0,9	7,4x30x0,9
Pieces in the box	12	22
m ² in the box	0,53	0,48
Box weight [kg]	8,9	8,2

- Facade tile - Frost resistance - Clinker - Tile thickness - Textured surface



14,8 x 30
7,4 x 30

STEEL



Steel CER 7 facade stone 14,8x30 cm
17290



Steel CER 7 BIS facade stone 7,4x30 cm
17788

Scan for more



Packaging

Dimensions [cm]	14,8 x 30 x 0,9	7,4 x 30 x 0,9
Pieces in the box	12	22
m ² in the box	0,53	0,48
Box weight [kg]	8,9	8,2

- Facade tile
 - Frost resistance
 - Clinker
 - Tile thickness
 - Textured surface



14,8 x 30
7,4 x 30

MOCCA



Mocca CER 8 facade stone 14,8x30 cm
17306



Mocca CER 8 BIS facade stone 7,4x30 cm
17795

Scan for more



Packaging

Dimensions [cm]	14,8 x 30 x 0,9	7,4 x 30 x 0,9
Pieces in the box	12	22
m ² in the box	0,53	0,48
Box weight [kg]	8,9	8,2

- Facade tile
 - Frost resistance
 - Clinker
 - Tile thickness
 - Textured surface



14,8 x 30
7,4 x 30

CREAM



Cream CER 9 facade stone 14,8x30 cm
17313



Cream CER 9 BIS facade stone 7,4x30 cm
17801

Scan for more



Packaging

Dimensions [cm]	14,8 x 30 x 0,9	7,4 x 30 x 0,9
Pieces in the box	12	22
m ² in the box	0,53	0,48
Box weight [kg]	8,9	8,2

- Facade tile
 - Frost resistance
 - Clinker
 - Tile thickness
 - Textured surface



14,8 x 30
7,4 x 30

ECRU



Ecrú CER 10 facade stone 14,8x30 cm
17320



Ecrú CER 10 BIS facade stone 7,4x30 cm
17818

Scan for more



Packaging

Dimensions [cm]	14,8 x 30 x 0,9	7,4 x 30 x 0,9
Pieces in the box	12	22
m ² in the box	0,53	0,48
Box weight [kg]	8,9	8,2

- Facade tile
 - Frost resistance
 - Clinker
 - Tile thickness
 - Textured surface



14,8 x 30
7,4 x 30

CAPPUCCINO



Cappuccino CER 11 facade stone 14,8x30 cm
17337



Cappuccino CER 11 BIS facade stone 7,4x30 cm
17825

Scan for more



Packaging

Dimensions [cm]	14,8x30x0,9	7,4x30x0,9
Pieces in the box	12	22
m ² in the box	0,53	0,48
Box weight [kg]	8,9	8,2

- Facade tile
 - Frost resistance
 - Clinker
 - Tile thickness
 - Textured surface



CORAL CER 21

14,8 x 30



Scan for more

Packaging

Dimensions [cm]	14,8x30x0,9
Pieces in the box	12
m ² in the box	0,53
Box weight [kg]	8,9



Coral CER 21 facade stone 17344 14,8x30 cm



WALL
CORAL CER 21 14,8x30

RHODONITE CER 22

14,8 x 30



Scan for more

Packaging

Dimensions [cm]	14,8x30x0,9
Pieces in the box	12
m ² in the box	0,53
Box weight [kg]	8,9



Rhodonite CER 22 facade stone 17351 14,8x30 cm



WALL
RHODONITE CER 22 14,8x30

- Facade tile
 - Frost resistance
 - Clinker
 - Tile thickness
 - Textured surface

AGATE CER 23

14,8 x 30



Packaging

Dimensions [cm]	14,8x30x0,9
Pieces in the box	12
m ² in the box	0,53
Box weight [kg]	8,9



Agate CER 23 facade stone 17368 14,8x30 cm



WALL
Agate CER 23 14,8x30

NEPHRITE CER 25

14,8 x 30



Packaging

Dimensions [cm]	14,8x30x0,9
Pieces in the box	12
m ² in the box	0,53
Box weight [kg]	8,9



Nephrite CER 25 facade stone 17382 14,8x30 cm



WALL
Nephrite CER 25 14,8x30

- Facade tile
 - Frost resistance
 - Clinker
 - Tile thickness
 - Textured surface

ONYX CER 26

14,8 x 30

Scan for more



Packaging

Dimensions [cm]	14,8x30x0,9
Pieces in the box	12
m ² in the box	0,53
Box weight [kg]	8,9



Onyx CER 26 facade stone 17399 14,8x30 cm



WALL
ONYX CER 26 14,8x30

ZIRCON CER 27

14,8 x 30

Scan for more



Packaging

Dimensions [cm]	14,8x30x0,9
Pieces in the box	12
m ² in the box	0,53
Box weight [kg]	8,9



Zircon CER 27 facade stone 17405 14,8x30 cm



WALL
ZIRCON CER 27 14,8x30

- Facade tile
 - Frost resistance
 - Clinker
 - Tile thickness
 - Textured surface

PYRITE CER 28

14,8 x 30



Packaging

Dimensions [cm]	14,8x30x0,9
Pieces in the box	12
m ² in the box	0,53
Box weight [kg]	8,9



Pyrite CER 28 facade stone 17412 14,8x30 cm



WALL
PYRITE CER 28 14,8x30

TOURMALINE CER 29

14,8 x 30



Packaging

Dimensions [cm]	14,8x30x0,9
Pieces in the box	12
m ² in the box	0,53
Box weight [kg]	8,9



Tourmaline CER 29 facade stone 17429 14,8x30 cm



WALL
TOURMALINE CER 29 14,8x30

- Facade tile
 - Frost resistance
 - Clinker
 - Tile thickness
 - Textured surface

ARAGONITE CER 30

14,8 x 30



Packaging

Dimensions [cm]	14,8x30x0,9
Pieces in the box	12
m ² in the box	0,53
Box weight [kg]	8,9



Aragonite CER 30 facade stone 17436 14,8x30 cm



WALL
ARAGONITE CER 30 14,8x30

TOPAZ CER 31

14,8 x 30



Packaging

Dimensions [cm]	14,8x30x0,9
Pieces in the box	12
m ² in the box	0,53
Box weight [kg]	8,9



Topaz CER 31 facade stone 17443 14,8x30 cm



WALL
TOPAZ CER 31 14,8x30

- Facade tile
 - Frost resistance
 - Clinker
 - Tile thickness
 - Textured surface

JASPER CER 32

14,8 x 30



Packaging

Dimensions [cm]	14,8x30x0,9
Pieces in the box	12
m ² in the box	0,53
Box weight [kg]	8,9



Jasper CER 32 facade stone 17450 14,8x30 cm



WALL JASPER CER 32 14,8x30

LIMONITE CER 33

14,8 x 30



Packaging

Dimensions [cm]	14,8x30x0,9
Pieces in the box	12
m ² in the box	0,53
Box weight [kg]	8,9



Limonite CER 33 facade stone 17467 14,8x30 cm



WALL LIMONITE CER 33 14,8x30

- Facade tile
 - Frost resistance
 - Clinker
 - Tile thickness
 - Textured surface



V-SHAPE

V-shaped tiles – curved step treads are manufactured using the innovative double firing method, which makes them even more resistant to external conditions. Additionally, we have reinforced the strategic points of the tile with a special composite which fills the grooves on the back side of the tile. The V-shape series complements our range of floor tiles.


SIMPLIFIED INSTRUCTIONS

Before starting to install curved step treads, it is important to prepare the appropriate substrate, backing and insulation layers. During the installation of our products use selected and high performance materials. Flexible adhesives for frost resistant tiles, flexible sealants for expansion joints and flexible grouts should be used. This applies particularly to outdoor installation of the tiles.

Following the installation instructions and material-related guidelines guarantees many years of trouble-free use. It is possible to use our products on stairs or roofed/open-air terraces, where surfaces are exposed to precipitation, temperature fluctuations and mechanical stress.

When installed properly, our tiles guarantee safe usage on both stairs and terraces.


03



Cut and fitted elements

Prepare the riser (cut properly from the base tile). For the step tread bend (at the edge of the step), use durable elastic material of equal thickness (2–5 mm). See Figure 4.

05



Installation instructions

Both the stair tread tile and the riser should be coated with the adhesive. It is also necessary to fill the bend of the stair tread nose with adhesive, before bonding. The recommended sequence is first to install the stair tread tile, followed by the riser tile.

01



Proper preparation of the substrate

Requirements – the substrate should be level, stable, dry and free of dirt. In order to improve adhesion it may be necessary to prime it (it is particularly important in case of absorbent surfaces). For outdoor applications, it is also important to insulate the substrate against moisture. We recommend solutions suggested by the construction chemicals manufacturer.


02



Bonding

Apply the adhesive to the prepared substrate. We recommend class C2 tile adhesive, with enhanced adhesion and flexibility parameters. It is also important to make at least a 2% slope towards the drainage direction, which is crucial in outdoor applications. Spread the mortar to cover the tile adhesive surface and the substrate.

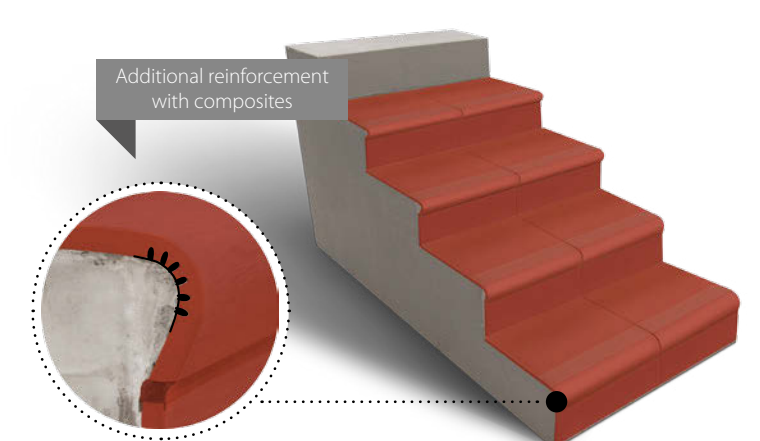
04



Durable elastic materials

Durable elastic materials, such as polyurethane compounds used to fill expansion joints, eliminate the potential forces and movements that result from the natural thermal expansion of various building materials.

06




Grouting

Repeat the above steps while installing the remaining step treads. Grout the tiles once the mortar has set. The recommended flexible grout gap is min. 5 mm.

MARKING PLATES

-  Non-slip qualities
-  Abrasion class
-  Floor tile
-  Facade tile
-  Textured surface
-  Tile thickness

 Frost resistance

 Number of graphic patterns

Within one collection, our tiles have over 60 different graphics to avoid the so-called stamp effect (i.e. unintentional repetition of a pattern on a small surface).













DIMENSIONS AND PACKAGING

	Dimensions (cm/m ²)	Pieces in the box	m ² in the box	On the pallet m ² / pcs	Boxes on a pallet / pcs	Frost resistance
Facade tile	6,5x24,5x0,8	38	0,6	68,4	114	✓
	6,5x24,5x0,65	32	0,5	84	168	
	7,4x30x0,9	22	0,48	46,08	96	
Rustic facade tile	6,5x24,5x0,65	32	0,5	84	168	✓
Floor tile	14,8x30x1,1	10	0,44	44	100	✓
	30x30x1,1	8	0,72	46,08	64	
	30x30x0,9	8	0,72	51,84	72	
Step tread	30x30x1,1	8	—	512 pcs	64	✓
Corner step tread	30x30x1,1	8	—	512 pcs	64	✓
Curved step tread (V-shape)	30x32/5x1,1	4	—	204 pcs	51	✓
	30x32/5x0,9	4	—	204 pcs	51	
Window sill	10x20x1,3	25	—	2100 pcs	84	✓
	13,5x24,5x1,3	20	—	1200 pcs	60	
	14,8x30x1,3	11	—	880 pcs	80	
	14,8x35x1,3	11	—	935 pcs	85	
Facade stone	7,4x30x0,9	22	0,48	46,08	144	✓
	14,8x30x0,9	12	0,53	53	100	
	15x45x0,9	9	0,6	79,2	132	
	30x49x1	6	0,88	45,76	52	
	17,5x60x0,9	8	0,84	53,76	64	

TECHNICAL PROPERTIES AND STANDARDS

VALUES ACCORDING TO THE STANDARD
PN - EN 14411:2013-04 ANNEX H AND DECLARED - CLINKER

DIMENSIONS AND SURFACE FLATNESS	NOMINAL DIMENSION N	
	7cm ≤ N < 15	N ≥ 15 cm
Length	± 0,9mm	± 0,6% i max ± 2,0mm
Width	± 0,9mm	± 0,6% i max ± 2,0mm
Thickness	± 0,5mm	± 5% i max ± 0,5mm
Deflection from the straight angle	± 0,75mm	± 0,5% i max ± 2,0mm
Surface flatness	± 0,75mm	± 0,5% i max ± 2,0mm

	PHYSICAL PROPERTIES	REQUIREMENTS	MEAN VALUE ACHIEVED
	Water absorption, tests according to PN-EN ISO 10545-3	0,5% < E ≤ 3%	0,5% < E ≤ 2,6%
	Breaking force, tests according to PN-EN ISO 10545-4	for thickness < 7,5 mm - ≥ 700 N for thickness ≥ 7,5 mm - ≥ 1100 N	850 N 2000 N
	Flexural strength, tests according to PN-EN ISO 10545-4	> 30 N / mm ²	38 N / mm ²
	Abrasion resistance, tests according to PN-EN ISO 10545-7	according to the manufacturer's declaration	kl. 3 - 4
	Frost resistance, tests according to PN-EN ISO 10545-12	requirements	resistant
	Chemical resistance, tests according to PN-EN ISO 10545-13, - to acids and bases of low concentration, - to acids and bases of high concentration, - to household agents/water pool salts	- according to the manufacturer's classification - min. B	- LA - HA
	Non-slip qualities, tests according to DIN 51130, + complementary procedures	according to the manufacturer's declaration	smooth and rustic surface - R9 - R10, chequered surface - R11
	Release of lead and cadmium PN-EN ISO 10545-15	requirements of the Commission directive 2005/31/EC ≤ 0.2 mg/l for lead ≤ 0.02 mg/l for cadmium	0 0
	Natural radioactivity ITB 455/2010	no requirements	below regulatory safety limits
	Resistance to staining PN-EN ISO 10545-14	min. 3 cl. (GL)	cl. 5
	Crazing resistance, tests according to PN-EN ISO 10545-11	required	resistant
	Thermal shock resistance, test according to PN-EN ISO 10545-9	required	resistant

This catalogue does not constitute an offer as defined in the Civil Code provisions. The actual appearance of tiles may differ from that presented in the pictures contained herein.
All rights reserved © CERRAD Sp. z o.o. 2018.

HELD CERTIFICATES: compliance with PN-EN 14411:2013-04; for safety  ; EN ISO 9001.



CERRAD Ltd.

27-200 Starachowice
Radomska 49 B Street, Poland
phone: +48 800 237 723
office@cerrad.com
www.cerrad.com